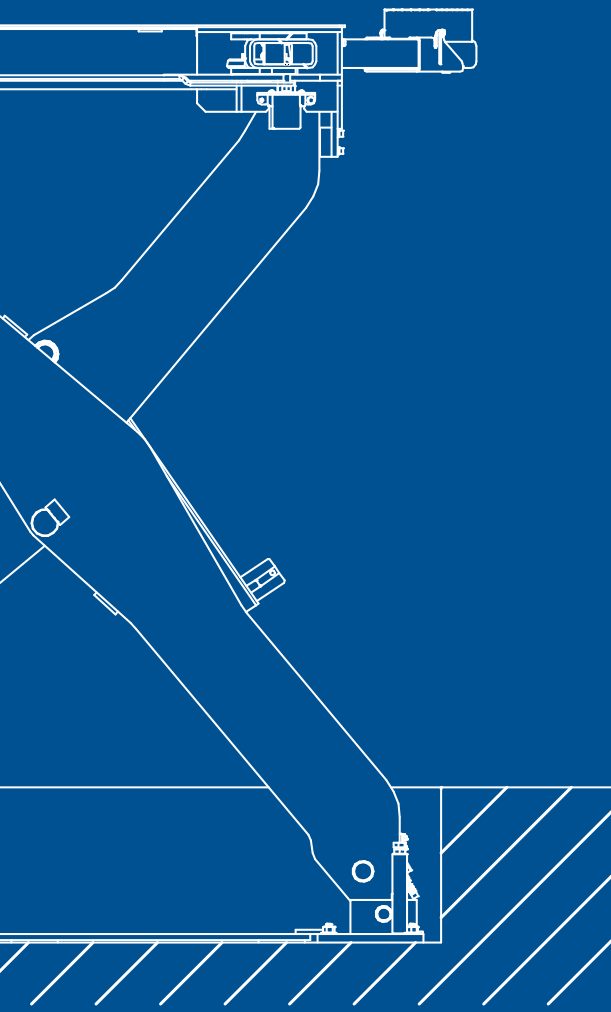




**SERIES
KBI**



Wide range of loadability:

suitable for every type of vehicle

Quick to use:

pad built into the arm that reduces the number of operations necessary for lifting the vehicle


Flexible installation:

simple and fast installation with minimum interventions, even when there are grids

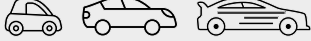
Scissor lift ideal for installation in both paint booth grids and preparation areas, and flush-mounted for traditional floors.

Its **ergonomic design** allows you to easily reach the pick-up points of the vehicles, **eliminating all obstacles surrounding the vehicle**, in this way making every operation on the chassis easier.

Capacity up to

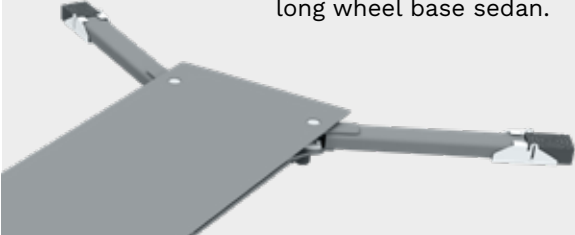



3



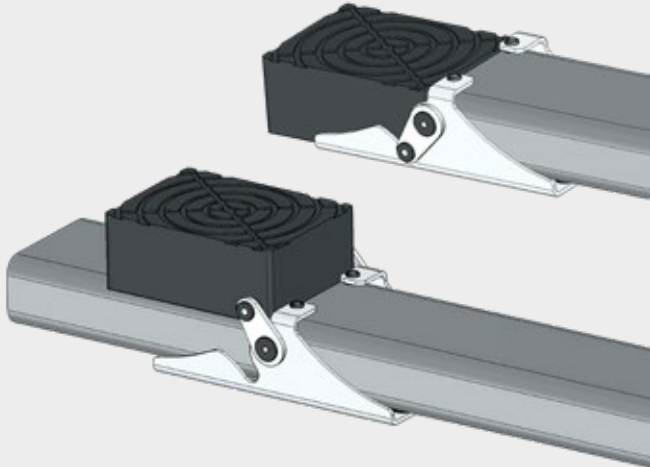
The geometry of the arms

was designed for lifting the entire fleet of cars on the road, from microcars to long wheel base sedan.

Pad always on

The arms have a built-in pad so they can always remain on the lift, even in the rest position. The lift is ready-to-use without requiring the operator to perform any other work.



The lift can be installed without any additional shim in grids

270 to 370 mm deep.

Changing the standard intake grille is unnecessary. All you have to do is remove the grids for a

2,000 x 700 mm surface area.



Compatible with system

TEq-Link
connected workshop




INTERNET CONNECTION
Sending results to the customers.
Remote assistance.



Configurations available

A wide range of configurations is available to satisfy all types of work cycle in the body shop.



Pneumo-hydraulic with manual arms

Minimal and compact solution operational without voltage. Also suitable for installation in paint booths.

Item no.	Capacity
RAV.KBI30.199782	3 t

Electro-hydraulic with manual arms

Hydraulic propulsion makes lifting fast without the “shaking” effect. Extremely less lifting time compared to the pneumo-hydraulic version.



Item no.	Capacity
RAV.KBI30.199812	3 t

Electro-hydraulic with pneumatic operated arms

All arms are pneumatically driven when opening and closing to provide faster speed and enhanced ergonomics for use, eliminating the extraction stage and the operator's manual repositioning of the arms.



Item no.	Capacity	TEq-Link
RAV.KBI30.199850	3 t	-
RAV.KBI30.199904	3 t	✓

**COMING
SOON**



Electro-hydraulic with wheel-lifting platforms

The vehicle is parked directly on the platforms without having to worry about positioning the pads next to the pick-up points of the vehicle.

Item no.	Capacity
-	2.5 t

ATEX with pneumatic operated arms

There are no live components in the work area with the anti-explosion configuration meeting Directive 2014/34/EU. Ideal also for being used inside paint booths. The compact electrical panel is directly installed in the workstation.



ATEX = **AT**mosphère
EXplosible

Item no.	Capacity	TEq-Link
RAV.KBI30.199973	3 t	-
RAV.KBI30.199997	3 t	✓



Maximum ergonomics
for all types of cars.



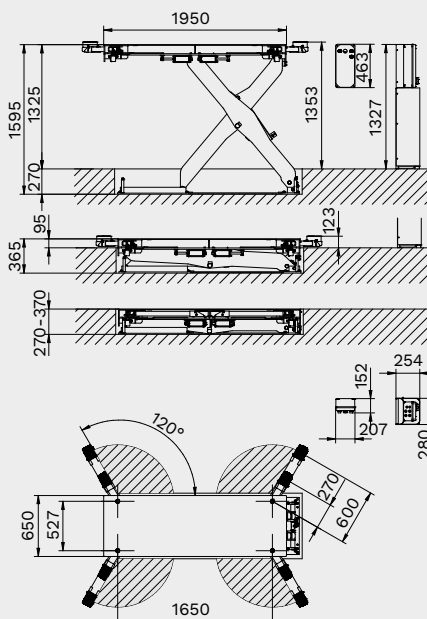
Elevated lifting height
for working standing straight.



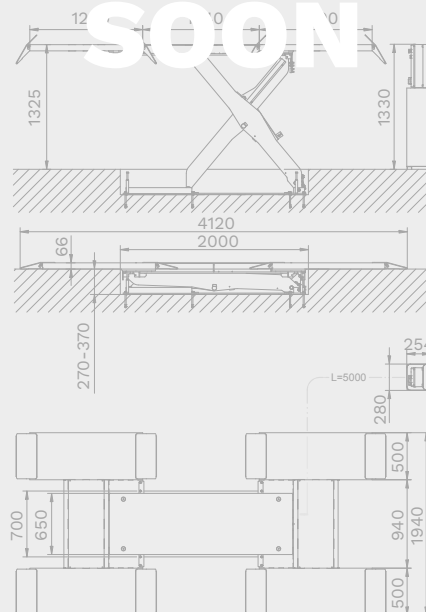
The safety of the operations is guaranteed by the automatic arm locking system and the mechanical safety on the cylinder. (Patent pending)

Technical Data

Model
 RAV.KBI30.199782 - RAV.KBI30.199812 -
 RAV.KBI30.199850 - RAV.KBI30.199904 -
 RAV.KBI30.199973 - RAV.KBI30.199997



COMING SOON



RAVKBI

	RAV.KBI30.199782	RAV.KBI30.199812	RAV.KBI30.199850	RAV.KBI30.199904	-	RAV.KBI30.199973	RAV.KBI30.199997
Mode of drive	pneumo-hydraulic	electro-hydraulic	electro-hydraulic	electro-hydraulic	electro-hydraulic	atex	atex
Type of installation	flush-mounted	flush-mounted	flush-mounted	flush-mounted	flush-mounted	flush-mounted	flush-mounted
Capacity	3,000 kg	3,000 kg	3,000 kg	3,000 kg	3,000 kg	3,000 kg	3,000 kg
Max. lifting height	1,623 mm	1,623 mm	1,623 mm	1,623 mm	1,623 mm	1,623 mm	1,623 mm
Max. lifting height at floor level	1,353 mm	1,353 mm	1,353 mm	1,353 mm	1,353 mm	1,353 mm	1,353 mm
Lifting time	150 s	40 s	40 s	40 s	40 s	40 s	40 s
Lowering time	90 s	35 s	35 s	35 s	35 s	35 s	35 s
Surface coating	powder coated						
Length of platforms	1,950 mm	1,950 mm	1,950 mm	1,950 mm	1,950 mm	1,950 mm	1,950 mm
Width of platforms	650 mm	650 mm	650 mm	650 mm	650 mm	650 mm	650 mm
Air flow	7-8 bar	7-8 bar	7-8 bar	7-8 bar	7-8 bar	7-8 bar	7-8 bar
Max. air flow	8 bar	8 bar	8 bar	8 bar	8 bar	8 bar	8 bar
Length	1,950 mm	1,950 mm	1,950 mm	1,950 mm	1,950 mm	1,950 mm	1,950 mm
Width	650 mm	650 mm	650 mm	650 mm	650 mm	650 mm	650 mm
Installation depth	270-370 mm	270-370 mm	270-370 mm	270-370 mm	270-370 mm	270-370 mm	270-370 mm
Arm layout	manual	manual	pneumatic operated	pneumatic operated	wheel-lifting platform	pneumatic operated	pneumatic operated
TEq-Link	not possible	not possible	not possible	standard	not possible	not possible	standard

Accessories



Wheel-lifting platforms

Platforms for speeding up loading of the vehicle on the lift.
On the contrary, the lifting time is longer to guarantee the stability of the car.



When it is used as a platform, it can be installed on the entire range as retrofitting



Front/back base connection template
Necessary for lift installation
VSG.KBIAC.900005



RAV Italy

Ravaglioli S.p.A.

Via Primo Maggio 3
Pontecchio Marconi
40037 Sasso Marconi BO

+39.051.6781511
+39.051.846349
rav@ravaglioli.com

RAV France

RAV France SARL

4, Rue Longue Raie
ZAC de la Tremblaie
91220 Le Plessis Pâté

+331.60.86.88.16
+331.60.86.82.04
rav@ravfrance.fr

RAV Germany

BlitzRotary GmbH

Hüfänger Straße 55
78199 Bräunlingen
Germany

+49.771.9233.0
+49.771.9233.99
ravd@ravaglioli.com

RAV UK

Vehicle Service Group UK Ltd

3 Fourth Avenue,
Bluebridge Industrial Estate
Halstead, Essex, CO9 2SY, UK

+44.1787.477711
+44.1787.477720
rav@ravaglioli.com

DRD41U (01)

Technical data and composition presented in this catalogue may vary.
Pictures reproduced are only indicative.

Member of VSG - Vehicle Service Group
a DOVER company

