

Essential for working with Agricultural wheels. Robust and reliable.

S551 XL



i For truck, bus and Agriculture tyres, professional truck tyre service and high volume shops. Suitable for both tube and tubeless tyres.



S551 XL

www.giuliano-automotive.com

HEAVY DUTY TRUCK TYRE CHANGER 14" - 46" / 58"



i Suitable for **control console** installation on **pivoting arm** (optional).

✓ Clamping chuck is powered by **two speed electric motor**.

✓ Hydraulic movement of **clamping chuck holding arm** (up-down).


✓ Hydraulic travel movement of **operating arm carriage** (left-right).

✓ Operating arm and clamping chuck arm facing each other.

✓ Rim center hole clamping range \varnothing 80 - 1200 mm.

✓ Clamping chuck minimum height from ground **315 mm** (center).

✓ Wheel clamping by fully **hydraulic operated** jaws.



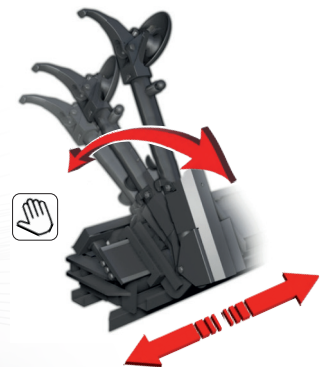
YouTube

Watch the video

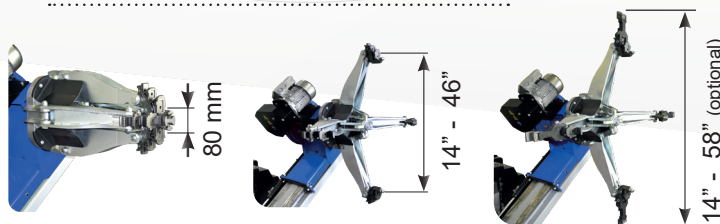
✓ Double tool (disk + finger) **manual rotation**.



✓ Operating arm **manual tilting** and **travelling** on carriage.



✓ All motions controlled by **console and pedal box**.




✓ **Emergency safety button** on control console, for stopping all functions.

✓ **Wide and low profiled platform** eases the loading of **heavy wheels**.

✓ Built and engineered in Italy.

i Suitable for **remote control** installation (optional). Replaces standard cables and enables all functions control by radio transmission.



Available in:
 ● Blue Trim
 ● Black Trim
 ● Red Trim



Multistage clamping jaws

STANDARD FEATURES

Rim clamping range w/o extensions	14" - 46"
Rim clamping range with extensions (optional)	14" - 58"
Max. tyre diameter	2300 mm (90,5")
Max. tyre width	1100 mm (43")
Bead breaker force	26900 N
Operating pressure	130 bar (1885 Psi)
Power supply	400V - 3ph / 2 speed *
Hydraulic pump motor power	1,1 kW
Clamping chuck motor power	1,3 / 1,8 kW
Net weight	830 kg
Max. tyre assembly weight	1500 kg
Max. overall dimensions	2000+2450x1640+2390x880+1840

* Other voltages and frequencies available upon request

STANDARD ACCESSORIES



- Short bead lifting lever
- Long bead lifting lever, for agriculture tyres
- Mounting clamp for steel rims

MAIN OPTIONAL ACCESSORIES

Find out more on our website !

