

TRIGON SUPER NOVO



LIFT LEVEL AUTOMATIC TRACKING FUNCTION
(OPTIONAL)



TRIGON SUPER NOVO

Main features

ENTRY LEVEL PRICE with top-of-the-range specifications. A small investment for a great return.

THE IDEAL WHEEL ALIGNER FOR EVERYONE

FAST EASY PRECISE RELIABLE COMPLETE QUALITY AT AFFORDABLE PRICES

- The new **TRIGON Super Novo 3D** Mondolfo Ferro wheel aligner with 2-camera reading system is fast, accurate and reliable. The software is intuitive and user-friendly for fast and accurate wheel alignment measurements.
- Display of values up to **0.01°**
- Sensor holder from **10" to 22"**, 26" with adapter.
- **Measurement "in difference"** to eliminate measurement problems in critical sunlight conditions or in the presence of light reflections.
- **Intuitive** two-key operation
- **User-friendly** software with easily accessible tutorial
- PC with **multilingual Windows 10 IoT operating system**
- **Easy access** to all setting values
- Steering automatic measurements directly from the targets
- Chassis measurement data
- Factory-calibrated, calibration checked only upon installation, **no periodic calibrations required**
- **User database** for entering or changing vehicle data
- Customer database, for specific activities, to recall and save all customer data.
- Assistance system to drive the vehicle on the lift by means of a remote camera (optional)
- Convenient **side trolley** for clamp and sensor holder (optional)
- Mobile camera to work from the ground level up to a height of **2 meters** (optional)

Software



USER FRIENDLY

User Friendly graphics
Icon based TRIGON software.
Easy to learn, fast to select.



CHASSIS

Real-time chassis measurement with
corresponding graphics.
Real-time graphic indications.



WORLD DATABASE

International Database by World regional area for
easy selection. Select your area in the set up, but
always have the rest of the world data available at
your fingertips.



PRINTOUT MODE

Selectable and customisable colour or black
and white printout. Vehicle and chassis graphic
measurement printout.



HiRes TARGET

Live adjustment, all angle values indicated in
real time.



TUTOR

Selectable tutor on line that follows the operator
step by step with graphic indicator on how to
proceed.

1. HIGH-RESOLUTION LIGHT TARGET

It can be detached from the bracket and is compatible with all MONDOLFO FERRO brackets.

Front infrared filter for enhanced immunity to solar reflections.

2. SUPERIOR QUALITY CAMERA

Latest generation high-resolution HI-Q camera for artificial vision.

Low distortion optimised monolithic lens (RAVG < 0.50% in NIR) with anti-reflection nano coating.

Integrated LPF filter to **eliminate sunlight reflections**.

MEASUREMENT IN DIFFERENCE. Each acquisition is differentially processed by 2 consecutive images to eliminate measurement problems in critical sunlight conditions or in the presence of light reflections.

Operating light indications thanks to the integrated synoptic panel.


3. ERGONOMIC WORKTOP

New designed worktop with plenty of space for all your working tools.




4. TROLLEY

Practical trolley for clamp and sensore holder (optional).



6



5. NEW INTEGRATED LIFT WITH WORMGEAR AND SAFETY SYSTEM (PATENT PENDING)

Positioning accuracy reaches top-of-the-range levels.

Camera movement kit allows the operator to work from pit level to over 2.00 meters by pressing a key on the keyboard. Fast and easy (optional).

Lift level automatic tracking function (optional).

INTEGRATED AND SAFETY MECHANISM (PATENT PENDING).

6. DRIVE ON ASSISTANT: YOUR ASSISTANT TO DRIVE ON THE LIFT

Drive on assistant for safe manouvering in the workshop without additional operator or mirror.

Measuring ranges

Total toe	± 20°
Half toe	± 10°
Camber	± 10°
Caster	± 30°
King pin	± 30°
Set back	± 22°
Thrust angle	± 10°
Steering difference at	± 20°

Power supply

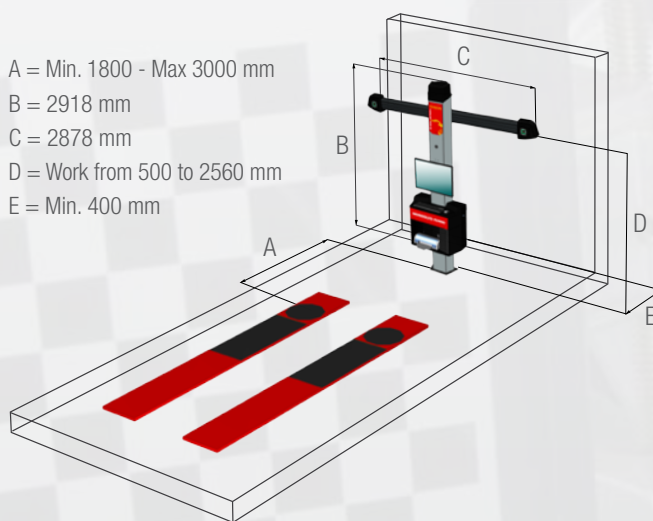
Power supply voltage	115-230 Vac 50-60 Hz 1ph
Power absorption	500 W
Pc Holder	11 kg
Camera beam	26 kg
Column	66 kg
Résolution des caméras	2592 × 1944 10,000,000 Pixel

Standard equipment




Overall Dimensions

A = Min. 1800 - Max 3000 mm
 B = 2918 mm
 C = 2878 mm
 D = Work from 500 to 2560 mm
 E = Min. 400 mm



Recommended accessories



- A.** Calibration kit 2.0 for calibration and maintenance.
- B.** Trolley for clamp and target.
- C.** Drive On Assistant for on screen indicator for vehicle positioning on the lift.
- D.** Lift kit with wormgear. It allows working from the ground level up to a height of 2 meters.

- E.** A printer cabinet with wheels and a door.
- F.** Aligner Trolley. To use the wheel aligner in different lifts or in drive thru mode.
- G.** 10-21" self-centring clamps.
- H.** 26" extender kit for brackets.
- I.** Turntables.

For further information, consult the complete accessories catalogue